

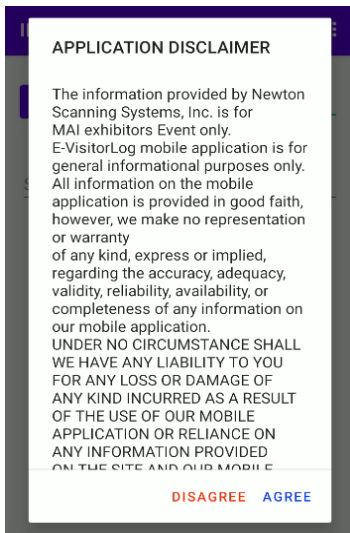
For Exhibitor's Only

Step 1.

Install and run the E-VisitorLog.apk application in your android device.

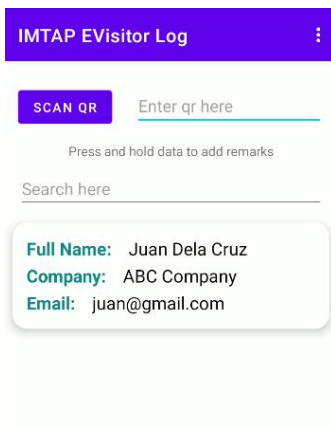
Step 2.

Click **Agree** button to continue.



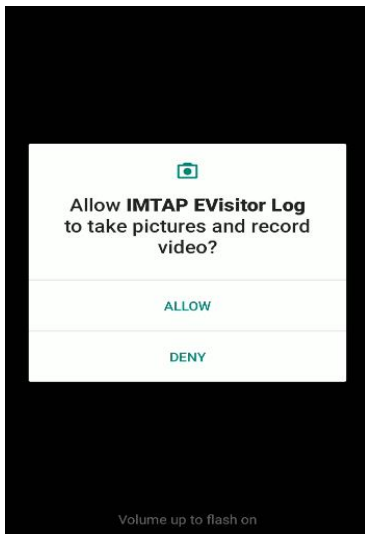
Step 3.

Click **SCAN QR** in the upper left to scan visitor's qrcode.



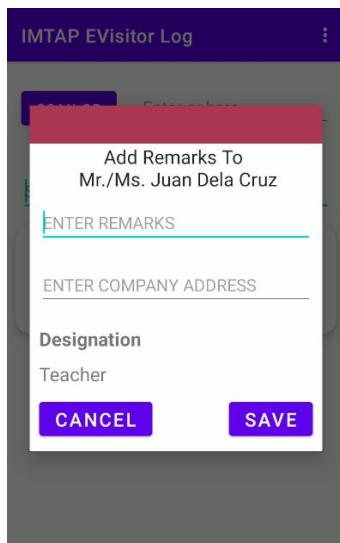
Step 4.

Click **Allow** to allow scanning using camera.



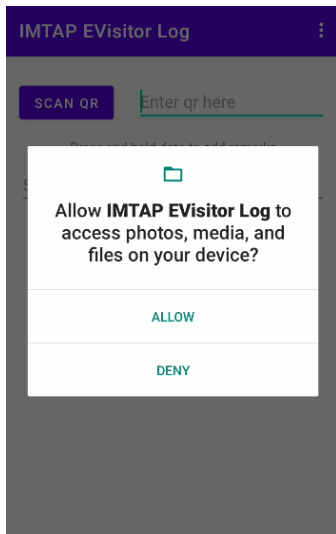
Step 5.

Long press to specific row to add remarks or company address.



Step 9.

Click **Allow** to download the data from the program.



Sample visitor's badges



Day 1 – 2024/04/15

Juan Dela Cruz
ABC Company



POWERED BY: NEWTON SCANNING SYSTEMS, INC.



Day 2 – 2024/04/15

John Doe
XYZ Company



POWERED BY: NEWTON SCANNING SYSTEMS, INC.